

Supported Parents

GR



W



Strong Children

Parent Survey Results

Malheur County

11/13/2014

A partner in the Eastern Oregon OPEC Hub



1. How true are the following statements about your community's support of families with young children?



#	Question	Not True At All	-	-	-	Very True
4	My community offers parenting education programs	0%	3%	30%	27%	40%
3	My community is a good place to raise children	3%	5%	28%	32%	32%
2	My community has many activities for families	2%	15%	33%	23%	27%
1	My community has many resources and services for families	2%	5%	27%	24%	42%

2. I wish my community offered the following for parents and families:

Text Responses

more childcare, more activities, YMCA

need more programs for children with disabilities

more family activities like this one (Hands Around the Park)

clases como usted hace la dif pero en este programa otro diferente a este

clases que nos apoyaran a nosotros los padres como talleres o clases de diferentes cosas, ingles computacion

Apoyo, clases de natacion gratis

talleres para padres sobre como educar a los hijos en diferentes edades: preschool, adolescencia, etc

more low income childcare, skating ring like I had when I was little

programs that help child and parent get along better and communicate

safety, how to keep young children out of trouble

swimming activities and classes, gymnastics

swimming- open the aquatic center

CPR- First Aid- Infant- Drug- Alcohol info to schools

more fun activities on the weekends for kids

more activites, family events, fun activities for families

family events, swimming pool, rec. center, museum

more emergency assistances, more activities for the families

more things to do like roller skating, more places families can go do things

3. To what extent do you feel the following statements are true? (Check one response per item)

#	Question	Not True At All	-	-	-	Very True
1	Parents should be their child's first and most important teacher	2%	0%	0%	12%	87%
2	Reading to children helps prepare them for school	2%	0%	0%	7%	92%
3	Children learn many skills through play	2%	0%	2%	21%	76%
4	Parents should be involved in their child's education	2%	0%	0%	3%	95%
5	All parents need help from time to time with parenting issues	3%	2%	10%	23%	62%
6	Parents need access to quality information about child rearing	2%	2%	11%	23%	63%
7	Parents can benefit from learning more about child development	2%	0%	2%	15%	81%
8	Parents need information about positive discipline for their child	2%	0%	8%	15%	75%
9	I feel supported in my role as a parent	2%	0%	5%	14%	80%

4. When I need parenting advice, I...

#	Answer	Response	%
1	Talk to my parenting partner	36	67%
2	Ask another family member	32	59%
3	Ask a friend/neighbor	21	39%
4	Read a book on the topic	18	33%
5	Look for information on the internet	16	30%
6	Talk to a minister, pastor, or spiritual advisor	10	19%
7	Attend a class	10	19%
8	Attend a workshop/presentation	5	9%
9	Ask for information from a community agency (list agency below)	6	11%
10	Other (please specify below)	4	7%

Other (please specify below)

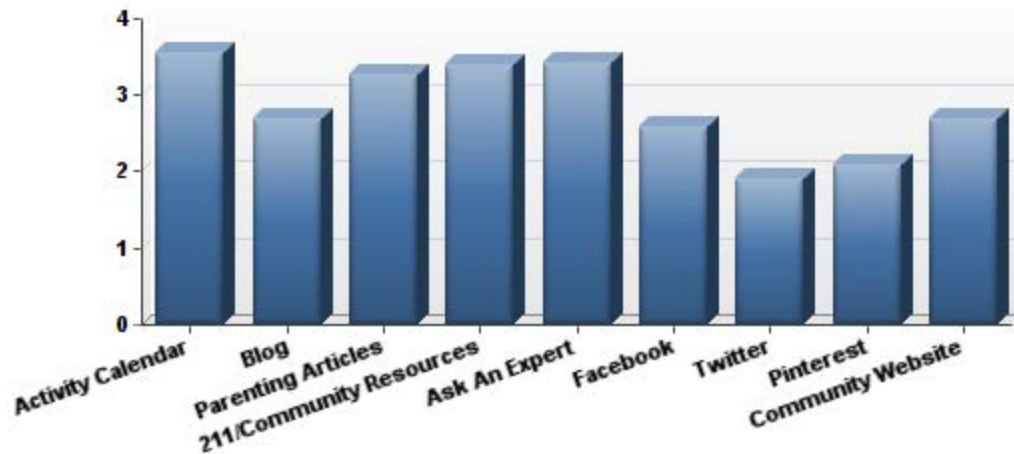
seek my father's guidance

DHS classes

relief nursery, headstart, child welfare

my mom or others

5. How likely are you to use each of the following to get parenting information? (Check one response)



#	Question	Not Likely At All	-	-	-	Very Likely	Total Responses
1	Activity Calendar	12%	7%	30%	16%	35%	57
2	Blog	35%	7%	24%	24%	11%	55
3	Parenting Articles	21%	9%	18%	25%	27%	56
4	211/Community Resources	17%	11%	13%	32%	26%	53
5	Ask An Expert	15%	6%	28%	25%	26%	53
6	Facebook	45%	4%	16%	15%	20%	55
7	Twitter	59%	12%	18%	4%	8%	51
8	Pinterest	51%	15%	17%	8%	9%	53
9	Community Website	40%	9%	13%	18%	20%	55

Browser address bar: <https://www.localendar.com/public/groweo>

Page Title: Online Calendar: GROW E.O. - Malheur County

Navigation: File Edit View Favorites Tools Help

Taskbar: Pandora Internet Radio - L... Facebook Developers ezimba - simple online im... Google Argus Observer Ontario, ...

GROW E.O. - Malheur County

November 2014

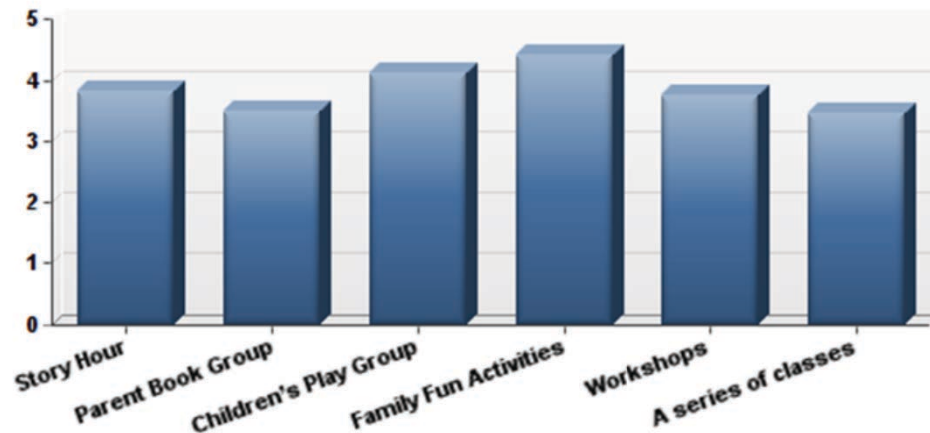
Navigation: JAN FEB MAR APR MAY JUN JUL AUG SEP OCT NOV DEC

Sun	Mon	Tue	Wed	Thu	Fri	Sat
26	27 6 pm - 8 pm Food Matters Series- Oregon Food Bank	28	29	30	31 Halloween	November 1
2 Daylight Savings Time Ends	3 4 pm - 7 pm Nyssa Community Food Pantry 6:30 pm - 6:45 pm New Hope Kitchen Community Meal Site 6 pm - 8 pm Food Matters Series- Oregon Food Bank	4 4 pm - 4 pm Vale Food Pantry 4 pm - 7 pm Next Chapter Food Pantry (Location 1)	5 4 pm - 5 pm Ontario Public Library- Craft Time 6:30 pm - 6:45 pm New Hope Kitchen Community Meal Site	6 4 pm - 3 pm Next Chapter Food Pantry (Location 2) 8:30 pm - 4:15 am Malheur County WIC Program- Quick WIC	7 6:30 pm - 6:45 pm New Hope Kitchen Community Meal Site	8
9	10 4 pm - 7 pm Nyssa Community Food Pantry 6:30 pm - 6:45 pm New Hope Kitchen Community Meal Site 6 pm - 8 pm Food Matters Series- Oregon Food Bank	11 Veteran's Day 4 pm - 4 pm Vale Food Pantry 4 pm - 7 pm Next Chapter Food Pantry (Location 1)	12 4 pm - 5 pm Ontario Public Library- Craft Time 6:30 pm - 6:45 pm New Hope Kitchen Community Meal Site	13 4 pm - 3 pm Next Chapter Food Pantry (Location 2) 4 pm - 3 pm Vale Food Pantry 4 pm - 6 pm Car Seat Fitting Station	14 11 am - 12 pm Nyssa Library- Fun-tastic Friday 6:30 pm - 6:45 pm New Hope Kitchen Community Meal Site	15
16	17 4 pm - 7 pm Nyssa Community Food Pantry 6:30 pm - 6:45 pm New Hope Kitchen Community Meal Site 6 pm - 8 pm Food Matters Series- Oregon Food Bank	18 10:30 am - 11:15 am Nyssa Library- Pre School Story Time 4 pm - 4 pm Vale Food Pantry 4 pm - 5 pm Vale Library Story Time 4 pm - 5 pm Ontario Public Library- After School Story Time 4 pm - 7 pm Next Chapter Food Pantry (Location 1)	19 4 pm - 5 pm Ontario Public Library- Craft Time 6:30 pm - 6:45 pm New Hope Kitchen Community Meal Site	20 11 am - 12 pm Ontario Public Library- Pre-School Story Time 4 pm - 3 pm Next Chapter Food Pantry (Location 2) 4 pm - 3 pm Vale Food Pantry	21 6:30 pm - 6:45 pm New Hope Kitchen Community Meal Site	22

75%

<http://www.localendar.com/public/groweo>

6. How likely would you be to attend the following activities if offered in your community?



#	Question	Not Likely At All	-	-	-	Very Likely	Total Responses
1	Story Hour	4%	11%	19%	33%	33%	54
2	Parent Book Group	7%	17%	22%	26%	28%	54
3	Children's Play Group	2%	4%	19%	33%	43%	54
4	Family Fun Activities	0%	2%	16%	23%	60%	57
5	Workshops	4%	13%	23%	23%	38%	53
6	A series of classes	8%	16%	31%	12%	33%	51

7. Other ideas you have for family activities:

Text Response
reunions para que participen los padres
health & nutrition classes
church

8. To what extent would you be interested in information on the following topics? (Check one respons...



#	Question	Not At All	-	-	-	Very Interested
1	Child growth and development	4%	2%	21%	30%	43%
2	Positive guidance and discipline	4%	4%	15%	25%	53%
3	Positive communication	4%	0%	16%	27%	53%
4	Reducing Stress	6%	6%	11%	21%	57%
5	Fun ways to help my child learn	2%	2%	5%	25%	66%
6	Ways to take care of myself as a parent	7%	5%	14%	28%	46%
7	Ways to encourage my child	2%	2%	9%	24%	64%
8	Child health	2%	2%	14%	21%	61%
9	Ideas for playing with my child	5%	5%	13%	20%	56%
10	Child Safety	5%	2%	9%	20%	64%

9. If you are interested in parenting education opportunities, but have not participated, what are the reasons? (check all that apply)

#	Answer	Response	%
1	Can't find a class that meets my/my family's needs	11	26%
2	Can't find out when and where classes are available	10	23%
3	Not sure what the classes cover	10	23%
4	Time	28	65%
5	Transportation	6	14%
6	Other (please specify)	7	16%

Other (please specify)

yo hacisto a todoas las clases o entrenamientos

work

haven't looked

trabajo

work

babysitter

10. Where would be a good location for activities in your community?

Text Response		
boys & girls club, parks	park	library, park
en las escuelas y parque	OCDC	park
parks	library, park	park, grange, schools
TVCC (community college), parks	ocdc	vale
boy & girls club	school gym, city park	park
en los parques	boys & girls club, schools, church's	mall
en el centro (OCDC) por las tardes	harvest house mission	tvcc
en las escuelas	en el centro o algun salon	parks, community center
en esqueda publica	fair grounds, parks	library, park
escuela publica	school, park, library	park, library
en el parque	park, cultural center	library, schools, parks
Ontario middle school		

11. What days of the week would be best for your FAMILY to attend activities? (Check all that apply)

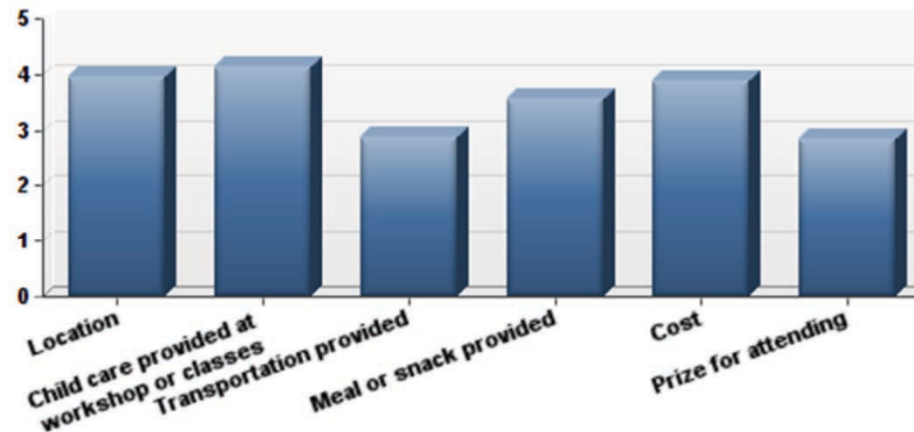
#	Answer	Response	%
1	Monday	13	25%
2	Tuesday	12	23%
3	Wednesday	14	26%
4	Thursday	18	34%
5	Friday	25	47%
6	Saturday	32	60%
7	Sunday	24	45%

12. What time of the day would be best for your FAMILY to attend activities? (Check all that apply)

#	Answer	Response	%
1	Morning	6	12%
2	Afternoon	30	59%
3	Evening	31	61%

Questions 13 & 14 were removed due to confusion resulting in a lack of responses.

15. How important would the following be to you when deciding to attend an activity? (Check only one)



#	Question	Not At All	-	-	-	Very Important
1	Location	5%	4%	23%	25%	43%
2	Child care provided at workshop or classes	4%	7%	16%	18%	55%
3	Transportation provided	33%	7%	24%	13%	24%
4	Meal or snack provided	11%	9%	25%	24%	31%
5	Cost	5%	5%	29%	17%	43%
6	Prize for attending	34%	13%	15%	11%	26%

Respondent Statistics

#	Answer	Response	%
1	Male	6	11%
2	Female	50	89%
	Total	56	100%

#	Answer	Response	%
1	White/Caucasian	28	48%
2	Black/African American	1	2%
3	Hispanic/Latino	31	53%
4	Asian/Pacific Islander	0	0%
5	Native American	3	5%
6	Other, (multiple race)	1	2%

#	Answer	Response	%
1	With a partner	36	62%
2	By yourself	16	28%
3	With a relative in the same home	6	10%
	Total	58	100%

Respondent Statistics, cont.

#	Answer	Response	%	#	Answer	Response	%	#	Answer	Response	%
1	1	12	20%	3	3	15	25%	5	5	2	3%
2	2	14	24%	4	4	9	15%	6	6	4	7%
								7	More than 6	3	5%

#	Answer	Response	%	#	Answer	Response	%
1	Under 1	6	10%	11	10	6	10%
2	1	9	15%	12	11	6	10%
3	2	13	22%	13	12	3	5%
4	3	20	34%	14	13	1	2%
5	4	29	49%	15	14	3	5%
6	5	6	10%	16	15	4	7%
7	6	15	25%	17	16	2	3%
8	7	7	12%	18	17	1	2%
9	8	6	10%	19	18	1	2%
10	9	8	14%	20	If twins, please check the box above and indicate their age below:	7	12%

Community Resource Access

#	Answer	Response	%
1	Child Care	20	35%
2	Libraries	24	42%
3	WIC	44	77%
4	Head Start	34	60%
5	Oregon Health Plan	44	77%
6	TANF/SNAP	37	65%
7	Free/reduced lunches	26	46%
8	DHS/Child Welfare	15	26%
9	Schools	36	63%
10	Recreation/Parks	21	37%
11	Relief Nurseries	11	19%
12	Tribal Services	0	0%
13	Family/Community Resource Centers	6	11%
14	Healthy Families/Healthy Start	2	4%
15	Early Head Start/Even Start/Early Intervention	10	18%
16	Other: foster kids, counseling	2	4%

Prepared by:
Lea Nunamaker
GROW EO
Parent Education Coordinator
2449 SW 4th Ave.
Ontario, OR 97914
(541) 310-1053 Cell
lnunamaker@oregonbhf.org